



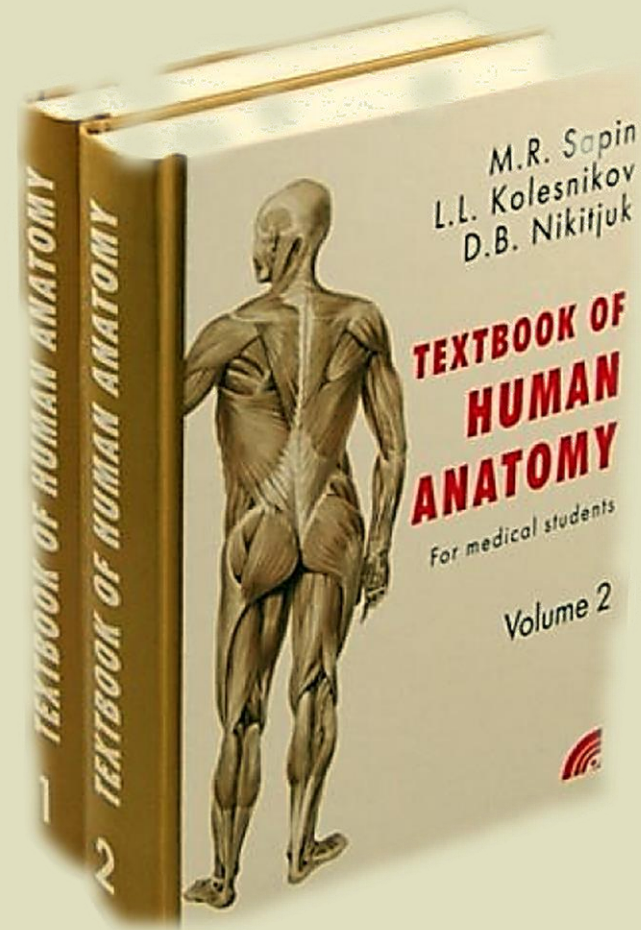
Medical literature in English

611

C 192

Sapin, M. R. Textbook of human anatomy : for medical students : in 2 volumes. Volume 1 / M. R. Sapin, L. L. Kolesnikov, D. B. Nikitjuk ; edited by M. R. Sapin. - Moscow : New Wave, 2020. - 416 p.

The manual outlines the course of human anatomy, necessary for the subsequent study of biomedical and clinical disciplines. The educational material is presented logically, compactly, at a modern scientific level and is well illustrated. The volume and depth of the presentation of the material corresponds to the level of training required for students of medical universities. For medical students, graduate students, doctors.



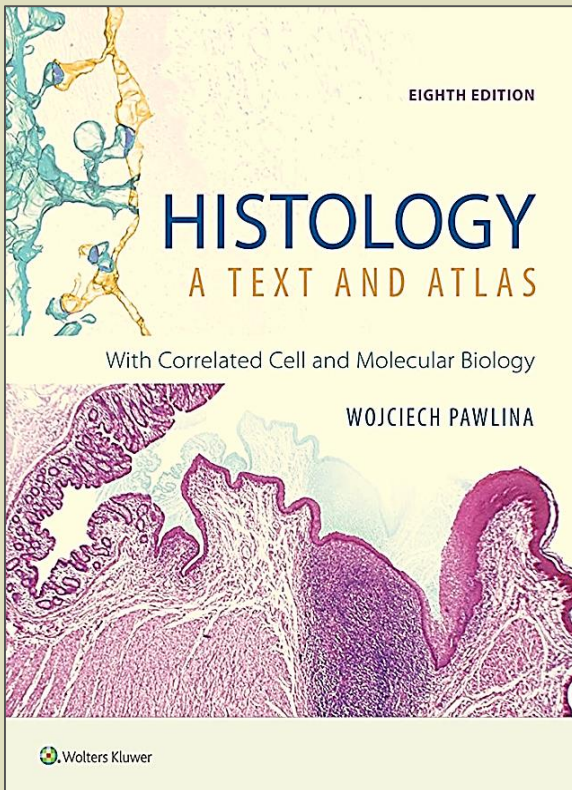
611

C 192

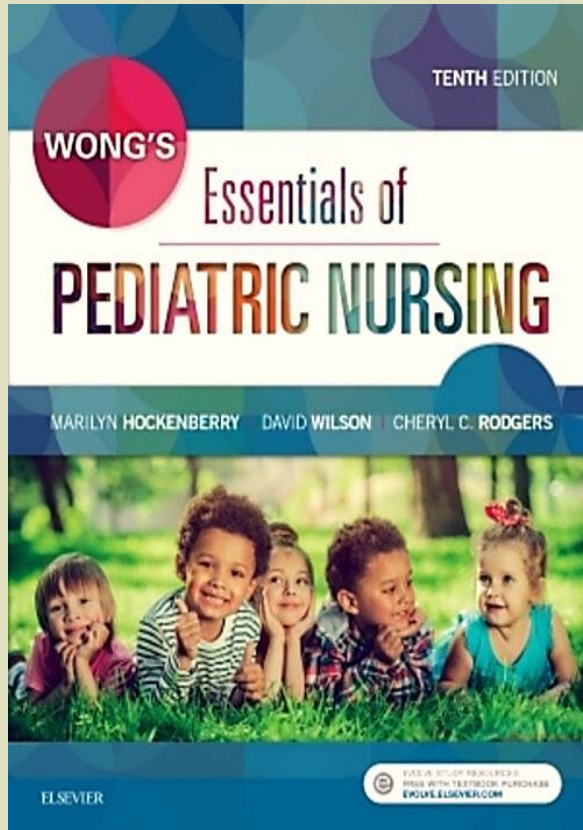
Sapin, M. R. Textbook of human anatomy : for medical students : in 2 volumes. Volume 2 / M. R. Sapin, L. L. Kolesnikov, D. B. Nikitjuk ; edited by M. R. Sapin. - Moscow : New Wave, 2020. - 480 p.

7323

Pawlina, W. Histology : a text and atlas : with
Correlated Cell and Molecular Biology /
W. Pawlina, M. H. Ross. – Philadelphia :
Worter Kluwer, 2020. – 1045 p.




Combining a reader-friendly textbook and a rich, full-color atlas, this bestselling resource equips medical, dental, health professions, and undergraduate biology and cell biology students with a comprehensive grasp of the clinical and functional correlates of histology and a vivid understanding of the structural and functional details of cells, tissues, and organs. Updated content throughout the text reflects the latest advances in cellular and molecular biology, accompanied by large, high-resolution illustrations and full-color photomicrographs that clarify microanatomy in vibrant detail. Ideal for integrated curriculums as well as standalone histology courses, this proven approach is accompanied by popular pedagogical features that distill complex information and help students save time. “Two-in-one” approach supplements clearly written chapters with dynamic atlas plates to enhance understanding at the point of learning. Updated content equips students with the most current, clinically relevant understanding of cellular and molecular biology. 435 high-resolution, full-color digital photomicrographs across more than 100 atlas plates clarify key structures. Updated full-color illustrations and clinical images refine students’ understanding of microanatomy and cell and molecular biology in rich detail. Updated Histology “101” Notebook reviews summarize chapter content in a concise, notebook-style format preferred by students.



7253

Hockenberry, M. J. Essentials of Pediatric Nursing / M. J. Hockenberry, D. Wilson, C. C. Rodgers. – St. Louis, Missouri : Elsevier, 2017. – 1041 p.





ru.depositphotos.com

This text is still the primary textbook that every pediatrician student should have on hand to supplement lecture notes and help them integrate theory and practice. Each chapter has warnings for nurses and critical thinking exercises. It is relevant to all pediatric nurses, and the usefulness of Wong's Fundamentals of Pediatric Care continues long after the completion of a child care program as a reference guide.


7160

Gawkrodger, D. J. Dermatology : an illustrated colour text /
D. J. Gawkrodger, M. R. Ardern-Jones. – Edinburgh : Elsevier,
2017. – 141 p.

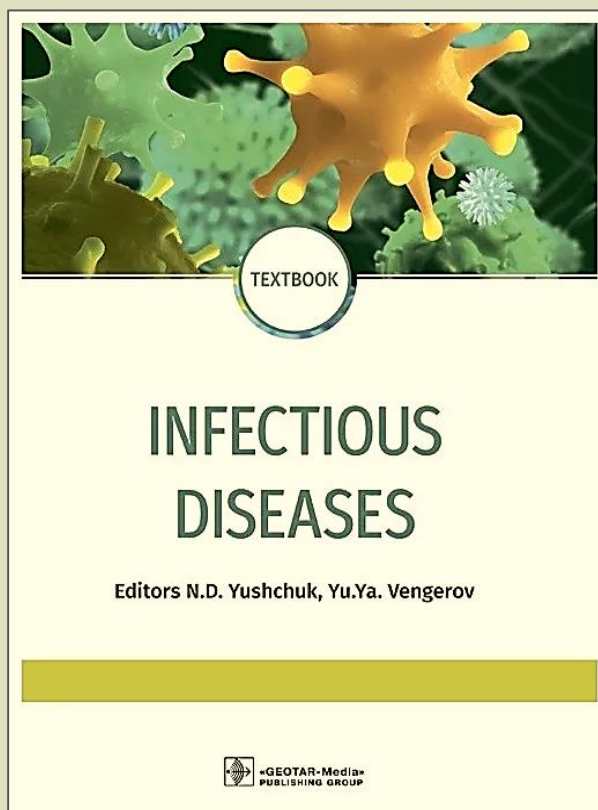


An Illustrated Colour Text is an ideal resource for today's medical student, hospital resident, specialty registrar in dermatology or internal medicine, specialist nurse or family doctor. It presents the subject as a series of two page learning units, each covering important aspects of clinical dermatology. These units use an unsurpassed collection of colour clinical photographs of all major dermatological conditions, concise yet comprehensive text and key point boxes to aid quick access to information and examination preparation. They incorporate summaries of the essential skin biology and associated basic sciences that underpin clinical practice, as well as advice on established and emerging dermatological treatments, reflecting the ever expanding use of technology. Guidance is also given to dermatological emergencies and to the most useful online resources for updates and further reference.

Yushchuk, N. D. Infectious disease : textbook / N. D. Yushchuk,
Yu. Ya. Vengerov. - Moscow : GEOTAR–Media, 2020. - 464 p. –
ISBN 978-5-9704-5504-3. - URL:
<http://www.studmedlib.ru/book/ISBN9785970455043.html>. -
Text : electronic.



kartinkin.net



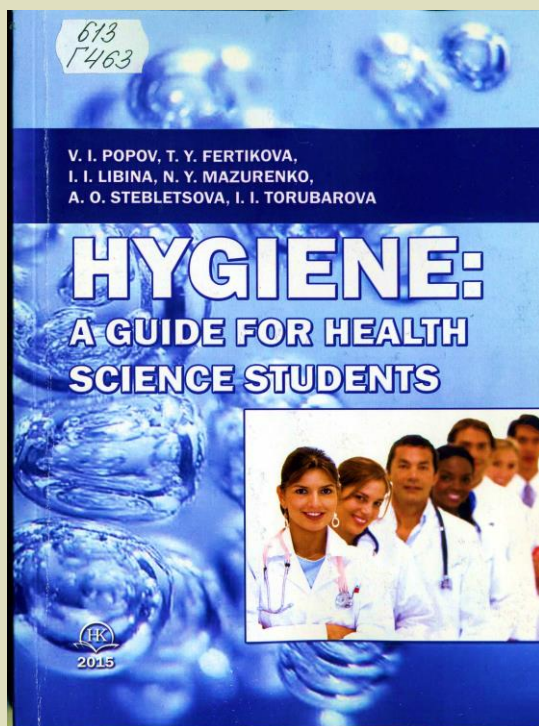

This edition of the textbook is significantly updated and revised following the changes in the structure of incidence of different nosological entities of infectious diseases and their economic significance, with new achievements in infectology and changes in educational program. The textbook is intended for the students of general and preventive medicine faculties. It can also be used for studying tropical medicine and post-graduate training of the doctors in the specialty «Infectious diseases».

613

Г 463

Hygiene : a guide for health science students / V. I. Popov, T. Y. Fertikova, I. I. Libina [et al.] ; State budget educational establishment of higher professional education Voronezh state N. N. Burdenko medical university, General hygiene chair, Foreign languages chair. - Voronezh : Nauchnaya kniga, 2015. - 204 p.

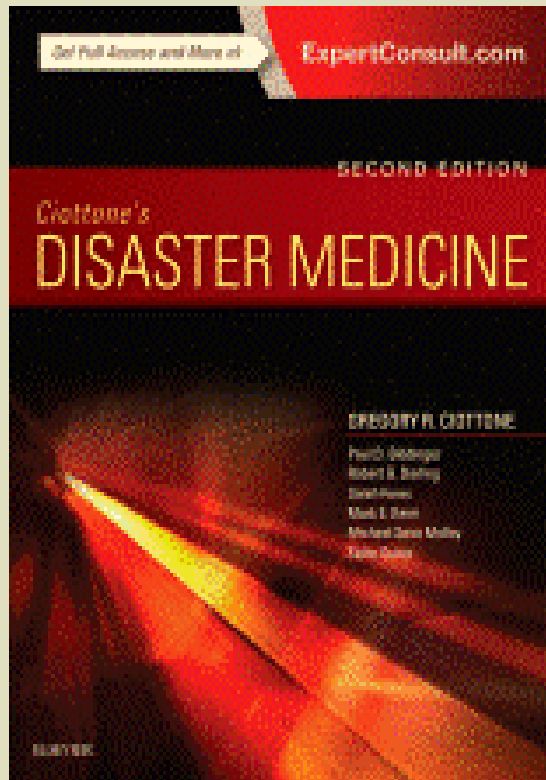
kartinkin.net



Hygiene is a comprehensive textbook developed under the guidelines of federal educational standards and academic curriculum for specialty 31.05.01 (060101) «General Medicine». The guide provides future medical practitioners with basic knowledge on a range of health sciences topics. Students will learn to assess intercourse between natural environment and a man, to carry out preventive measure in the optimization of environment and epidemiological situation. The source of Hygiene fully corresponds to the latest theoretical and practical achievements in hygiene and sanitation.

7129

Ciottone, G. R. Ciottone's Disaster Medicine /
G. R. Ciottone. – Philadelphia : Elsevier, 2016. - 1013 p.



The most comprehensive resource of its kind, Ciottone's Disaster Medicine, 2nd Edition, thoroughly covers isolated domestic events as well as global disasters and humanitarian crises. Dr. Gregory Ciottone and more than 200 worldwide authorities share their knowledge and expertise on the preparation, assessment, and management of both natural and man-made disasters, including terrorist attacks and the threat of biological warfare. Part 1 offers an A-to-Z resource for every aspect of disaster medicine and management, while Part 2 features an exhaustive compilation of every conceivable disaster event, organized to facilitate quick reference in a real-time setting.

**The exhibition was prepared by the leading librarian
of the department
of the OOPIF Konovalova Y. V.**